

Signify Classified - Internal
Cooper Lighting Solutions Photometric Lab
1121 Highway 74 South
Peachtree City, GA 30269



Scaled data based on original data using
LM-79-08 Approved Method: Electrical and Photometric Measurements of Solid-
State Lighting Products

Test Report Prepared for
Cooper Lighting Solutions
(formerly Eaton)

Brand: McGRAW-EDISON

Report Number: P1438364

Luminaire Tested: **GALN-SB1D-840-U-T4LG-HSS**

Issue Date: 03/27/202

This test was performed under the Supervised Manufacturer's Testing Program. The results of this test have not been influenced by sources from within Cooper Lighting Solutions or from external interests.

Report Generated By 670245763



Test Information

Test Method: LM-79-08
 Report Number: P1438364
 Test Lab: INNOVATION CENTER(G1)
 Issue Date: 03/27/202
 Manufacturer: COOPER LIGHTING SOLUTIONS (FORMERLY EATON)
 Product Line: McGRAW-EDISON
 Catalog Number: GALN-SB1D-840-U-T4LG-HSS
 Description: GALLEON II AREA AND ROADWAY HIGH DENSITY LUMINAIRE 900mA 1xLight
 Square PACKAGE 80CRI 4000K FIXTURE w/ TYPE IV LOW GLARE WITH HOUSE SIDE
 SHIELD
 Light Source: (26) 4000K CCT, 80 CRI LEDS
 Ballast/Driver: ELECTRONIC DRIVER
 Luminaire Equipment:

<u>Sample No.</u>	<u>Condition</u>	<u>Description</u>
a	good	reflector
b	good	lens
c	good	housing
d	good	cord

Summary

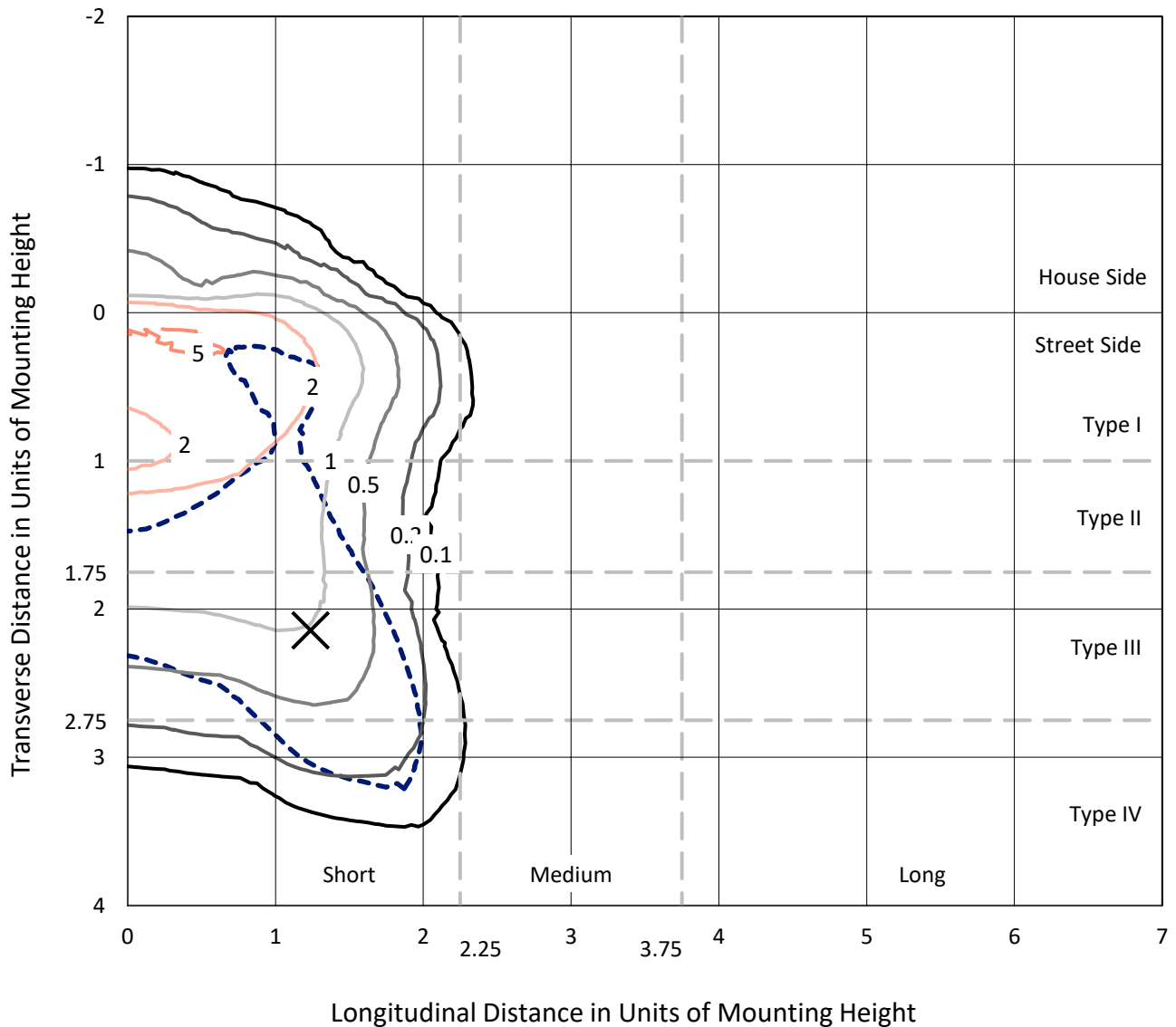
Lumens per Lamp: N/A
 Luminaire Lumens: 7059.3 lumens
 Efficiency: N/A
 Efficacy: 88.7 lumens/watt
 Luminous Opening: Rectangular (W 0.5' x L: 0.5' x H: 0')
 IES Classification: Type IV - Short
 BUG Rating: B1 - U0 - G2

 Input Watts (W): 79.6
 Input Voltage (V): 120
 Input Current (Ain): NR
 Voltage Rise (V): NR
 Power Factor: 0.97
 Total Harmonic Distortion (THDi): NR
 Frequency (hertz): 60
 Stabilization Time: NR
 Operation Time: NR
 Ambient Temperature (°C): NR
 Test Distance: 28.75 FT

REPORT NUMBER: P1438364
 CATALOG NUMBER: GALN-SB1D-840-U-T4LG-HSS

Iso-Footcandle Lines of Horizontal Illumination

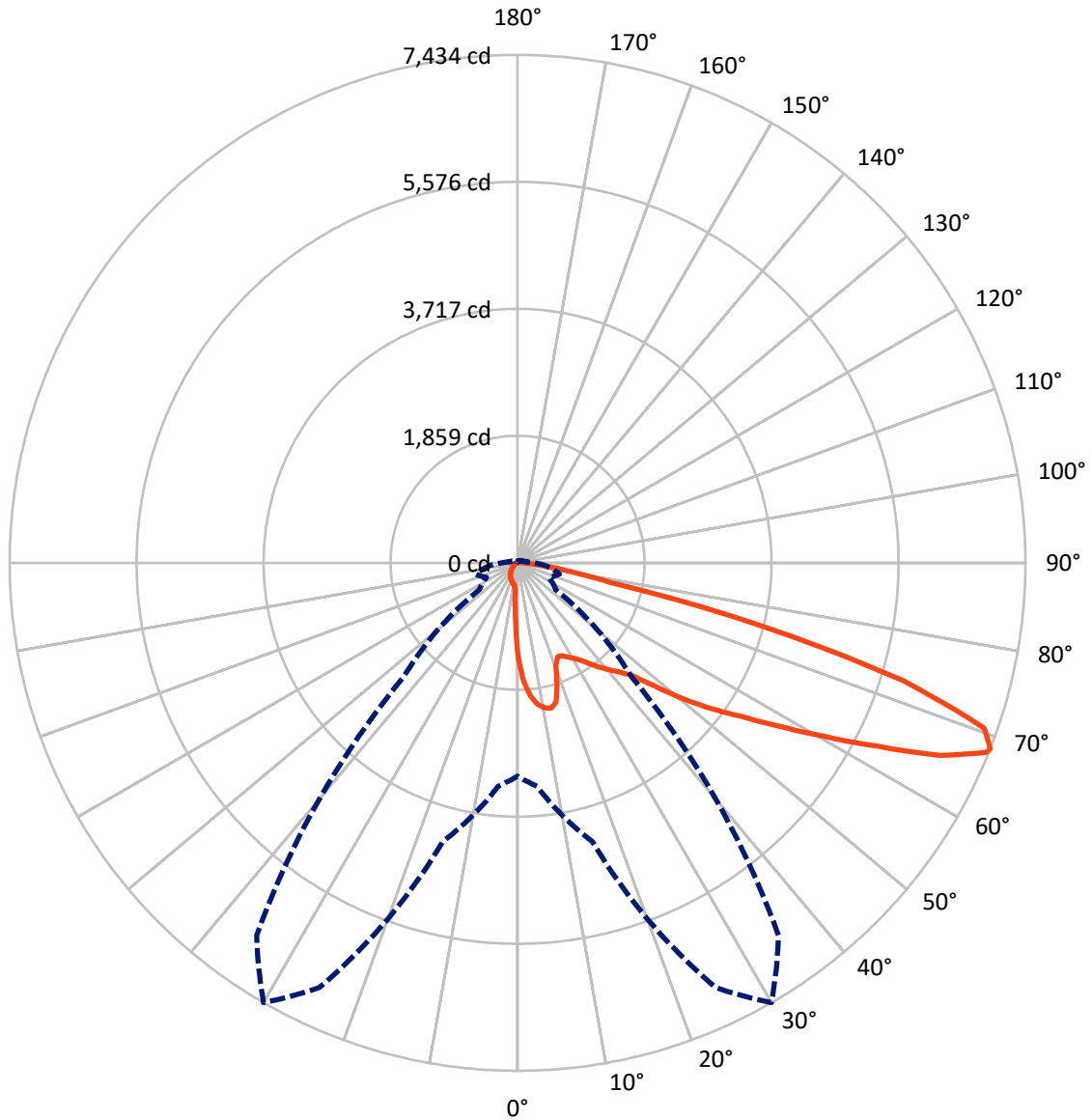
✕ Max cd
 - - - 1/2 Max cd



Based on 20 foot mounting height. Maximum calculated value = 5.3 fc
 Type IV - Short - N/A

REPORT NUMBER: P1438364
CATALOG NUMBER: GALN-SB1D-840-U-T4LG-HSS

Luminous Intensity Polar Plot



— Vertical Plane Through 30-Deg Lateral - - - Horizontal Cone Through 68-Deg Vertical

REPORT NUMBER: P1438364
 CATALOG NUMBER: GALN-SB1D-840-U-T4LG-HSS

FLUX DISTRIBUTION:

		Downward	Upward	Total
House Side	Lumens	538.8	0.0	538.8
	% Fixture	7.6	0.0	7.6
Street Side	Lumens	6520.5	0.0	6520.5
	% Fixture	92.4	0.0	92.4
Total	Lumens	7059.3	0.0	7059.3
	% Fixture	100.0	0.0	100.0

Coefficient of Utilization

ZONAL LUMENS:

Zone	Lumens	% Fixture
0°-10°	120.1	1.7
10°-20°	342.9	4.9
20°-30°	538.9	7.6
30°-40°	845.2	12.0
40°-50°	1263.3	17.9
50°-60°	1680.6	23.8
60°-70°	1624.7	23.0
70°-80°	584.0	8.3
80°-90°	59.6	0.8
90°-100°	0.0	0.0
100°-110°	0.0	0.0
110°-120°	0.0	0.0
120°-130°	0.0	0.0
130°-140°	0.0	0.0
140°-150°	0.0	0.0
150°-160°	0.0	0.0
160°-170°	0.0	0.0
170°-180°	0.0	0.0
0°-90°	7059.3	100.0
0°-180°	7059.3	100.0

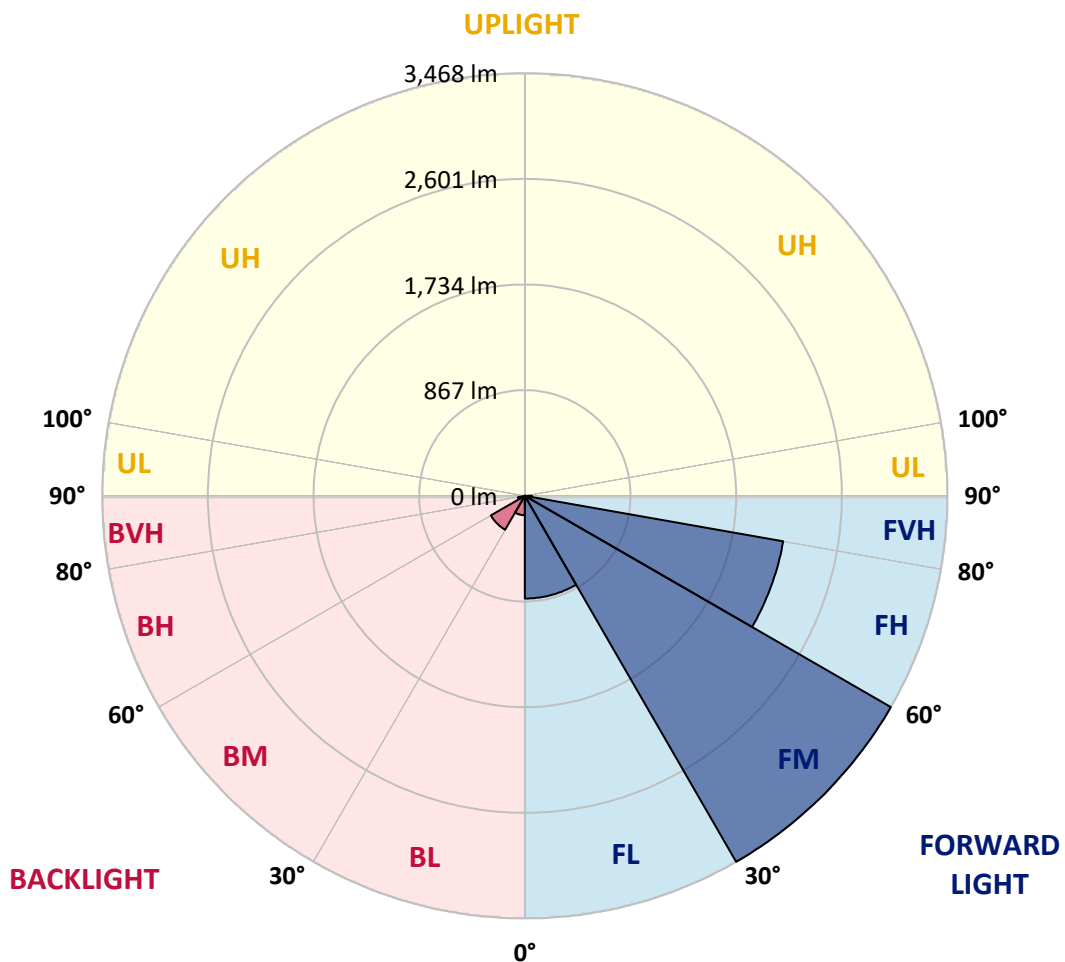


REPORT NUMBER: P1438364
 CATALOG NUMBER: GALN-SB1D-840-U-T4LG-HSS

LUMINAIRE CLASSIFICATION SYSTEM LUMEN TABLE AND BUG RATING:

Zone	Lumens	% Fixture	Zone Rating/Lumen Limit		
			B	U	G
FL (0°-30°)	842.9	11.9			
FM (30°-60°)	3467.5	49.1			
FH (60°-80°)	2152.6	30.5			G2/5000
FVH (80°-90°)	57.5	0.8			G1/100
BL (0°-30°)	159.0	2.3	B1/500		
BM (30°-60°)	321.6	4.6	B1/1000		
BH (60°-80°)	56.0	0.8	B0/110		G0/110
BVH (80°-90°)	2.1	0.0			G0/10
UL (90°-100°)	0.0	0.0		U0/0	
UH (100°-180°)	0.0	0.0		U0/0	

BUG Rating: B1-U0-G2
 Type IV Short





REPORT NUMBER: P1438364

CATALOG NUMBER: GALN-SB1D-840-U-T4LG-HSS

CANDELA DISTRIBUTION (FULL):

	0°	5°	15°	25°	30°	35°	45°	55°	65°	75°	85°
0°	1392.0	1392.0	1392.0	1392.0	1392.0	1392.0	1392.0	1392.0	1392.0	1392.0	1392.0
2.5°	1779.2	1779.2	1766.5	1749.5	1730.5	1724.2	1688.2	1637.4	1584.5	1523.2	1434.3
5°	2007.6	2005.5	1980.1	1980.1	1954.7	1931.5	1895.5	1821.5	1736.8	1626.8	1472.4
7.5°	2109.2	2113.4	2102.8	2102.8	2088.0	2071.1	2049.9	1978.0	1878.6	1730.5	1510.5
10°	2145.1	2147.3	2147.3	2162.1	2157.8	2155.7	2153.6	2113.4	2009.7	1836.3	1550.7
12.5°	2058.4	2069.0	2098.6	2164.2	2185.3	2208.6	2240.3	2227.6	2155.7	1969.6	1612.0
15°	1779.2	1781.3	1863.8	2026.7	2113.4	2202.3	2325.0	2350.3	2303.8	2113.4	1675.5
17.5°	1468.2	1474.5	1540.1	1722.0	1861.7	2066.9	2373.6	2477.3	2460.4	2255.2	1734.7
20°	1339.1	1347.6	1379.3	1493.6	1599.3	1789.7	2325.0	2597.9	2604.2	2396.9	1789.7
22.5°	1309.5	1315.9	1341.2	1430.1	1495.7	1622.6	2160.0	2693.1	2767.1	2559.8	1855.3
25°	1301.0	1307.4	1345.5	1442.8	1504.1	1609.9	2009.7	2743.8	2959.6	2729.0	1918.8
27.5°	1294.7	1303.2	1364.5	1489.3	1561.3	1662.8	1982.2	2754.4	3143.7	2908.8	2022.4
30°	1303.2	1315.9	1396.2	1538.0	1620.5	1734.7	2047.8	2765.0	3346.8	3114.1	2153.6
32.5°	1337.0	1347.6	1444.9	1603.6	1698.8	1827.8	2160.0	2828.5	3539.3	3323.5	2278.4
35°	1375.1	1389.9	1506.3	1696.7	1810.9	1956.9	2312.3	2953.3	3723.3	3522.4	2407.5
37.5°	1421.6	1438.6	1578.2	1802.4	1933.6	2098.6	2477.3	3126.7	3886.2	3685.2	2536.5
40°	1485.1	1504.1	1660.7	1914.6	2056.3	2221.3	2640.2	3298.1	4011.0	3782.6	2621.1
42.5°	1734.7	1760.1	1825.7	2024.6	2183.2	2352.5	2801.0	3461.0	4057.6	3814.3	2638.1
45°	2200.1	2225.5	2208.6	2246.7	2352.5	2511.1	2976.5	3617.5	4063.9	3805.8	2629.6
47.5°	2667.7	2697.3	2682.5	2661.3	2684.6	2760.8	3173.3	3717.0	4030.1	3801.6	2629.6
50°	3114.1	3097.1	3099.2	3092.9	3114.1	3154.2	3363.7	3736.0	4021.6	3841.8	2652.9
52.5°	3353.1	3361.6	3414.5	3492.7	3539.3	3579.5	3581.6	3765.6	3960.3	3774.1	2625.4
55°	3587.9	3604.9	3727.6	3860.8	3964.5	4040.7	3799.5	3746.6	3594.3	3547.7	2481.5
57.5°	3852.4	3875.6	4049.1	4324.1	4506.1	4546.3	4015.3	3391.2	3042.1	3224.1	2202.3
60°	4216.2	4243.7	4474.3	4886.9	5157.7	5075.1	4032.2	2826.3	2415.9	2676.1	1817.2
62.5°	4501.8	4556.8	4973.6	5616.7	5915.0	5652.7	3717.0	2166.3	1688.2	1880.7	1326.4
65°	4197.2	4303.0	4982.1	6452.4	6797.2	6331.8	3221.9	1478.8	952.0	1216.4	848.3
67.5°	3393.3	3541.4	4423.6	6858.5	7402.2	6689.3	2536.5	784.9	545.8	706.6	446.4
68°	3122.5	3283.3	4218.4	6858.5	7434.0	6657.6	2354.6	679.1	503.5	634.7	387.1
70°	2157.8	2272.1	3243.1	6473.5	7247.8	6069.4	1550.7	389.3	378.7	435.8	256.0
72.5°	1057.8	1180.5	1734.7	5130.1	5904.4	4664.7	706.6	258.1	287.7	319.4	201.0
75°	421.0	446.4	683.3	2530.2	3689.5	2976.5	370.2	194.6	247.5	249.6	158.7
77.5°	241.2	256.0	378.7	930.8	1383.6	1330.7	239.1	139.6	196.7	179.8	103.7
80°	135.4	137.5	213.7	490.8	791.2	708.7	162.9	101.5	150.2	126.9	69.8
82.5°	67.7	76.2	135.4	270.8	440.0	450.6	86.7	71.9	120.6	91.0	57.1
85°	48.7	52.9	97.3	150.2	203.1	304.6	52.9	36.0	91.0	61.4	40.2
87.5°	25.4	31.7	61.4	74.0	82.5	103.7	25.4	16.9	50.8	36.0	21.2
90°	0.0	0.0	0.0	0.0	0.0	0.0	0.0	0.0	0.0	0.0	0.0



REPORT NUMBER: P1438364

CATALOG NUMBER: GALN-SB1D-840-U-T4LG-HSS

CANDELA DISTRIBUTION (continued):

	90°	95°	105°	115°	125°	135°	145°	155°	165°	175°	180°
0°	1392.0	1392.0	1392.0	1392.0	1392.0	1392.0	1392.0	1392.0	1392.0	1392.0	1392.0
2.5°	1392.0	1343.4	1243.9	1127.6	1036.6	943.5	867.4	795.4	761.6	757.4	765.8
5°	1385.7	1279.9	1053.5	831.4	649.5	522.5	452.7	416.8	397.7	389.3	391.4
7.5°	1373.0	1212.2	850.4	562.7	421.0	366.0	349.1	342.7	340.6	340.6	340.6
10°	1360.3	1121.2	651.6	412.5	344.8	330.0	325.8	325.8	323.7	323.7	325.8
12.5°	1353.9	1036.6	505.6	344.8	321.6	315.2	311.0	308.9	308.9	308.9	311.0
15°	1339.1	943.5	408.3	319.4	306.8	298.3	296.2	294.1	294.1	294.1	294.1
17.5°	1326.4	852.6	355.4	302.5	291.9	283.5	281.4	279.2	279.2	281.4	281.4
20°	1307.4	765.8	319.4	285.6	277.1	268.7	266.6	264.4	266.6	266.6	266.6
22.5°	1284.1	693.9	298.3	272.9	262.3	253.9	253.9	253.9	253.9	253.9	256.0
25°	1269.3	643.1	283.5	258.1	247.5	241.2	239.1	239.1	243.3	243.3	245.4
27.5°	1292.6	630.4	285.6	253.9	234.8	228.5	226.4	226.4	230.6	232.7	234.8
30°	1362.4	653.7	311.0	266.6	226.4	215.8	213.7	213.7	220.0	222.1	224.2
32.5°	1442.8	702.4	349.1	283.5	220.0	203.1	198.9	198.9	205.2	207.3	209.4
35°	1552.8	778.5	399.8	298.3	224.2	190.4	181.9	181.9	186.2	190.4	192.5
37.5°	1694.5	903.3	459.1	308.9	224.2	175.6	165.0	162.9	167.1	167.1	169.2
40°	1842.6	1066.2	520.4	308.9	213.7	160.8	150.2	143.9	146.0	143.9	146.0
42.5°	1925.1	1197.4	573.3	289.8	201.0	146.0	135.4	126.9	124.8	120.6	122.7
45°	1971.7	1256.6	558.5	268.7	188.3	135.4	122.7	112.1	107.9	101.5	101.5
47.5°	1971.7	1263.0	478.1	251.7	175.6	126.9	110.0	99.4	93.1	86.7	88.9
50°	1948.4	1205.8	378.7	234.8	160.8	118.5	99.4	91.0	82.5	78.3	78.3
52.5°	1851.1	1019.7	289.8	213.7	143.9	107.9	88.9	80.4	71.9	69.8	69.8
55°	1684.0	748.9	234.8	192.5	129.0	99.4	80.4	74.0	65.6	61.4	61.4
57.5°	1368.7	512.0	194.6	173.5	114.2	88.9	71.9	65.6	55.0	50.8	50.8
60°	1015.5	334.3	165.0	152.3	97.3	80.4	63.5	55.0	46.5	42.3	40.2
62.5°	685.4	226.4	137.5	120.6	82.5	69.8	55.0	46.5	36.0	27.5	27.5
65°	427.3	175.6	114.2	95.2	71.9	61.4	46.5	36.0	25.4	19.0	16.9
67.5°	245.4	141.7	93.1	74.0	61.4	48.7	36.0	29.6	21.2	14.8	12.7
68°	226.4	135.4	86.7	69.8	57.1	46.5	33.8	27.5	19.0	12.7	12.7
70°	184.1	120.6	74.0	57.1	48.7	38.1	29.6	23.3	14.8	8.5	8.5
72.5°	162.9	101.5	63.5	44.4	33.8	31.7	23.3	16.9	10.6	6.3	4.2
75°	133.3	80.4	50.8	33.8	23.3	23.3	16.9	10.6	4.2	0.0	0.0
77.5°	86.7	59.2	40.2	21.2	12.7	14.8	10.6	4.2	0.0	0.0	0.0
80°	57.1	44.4	27.5	10.6	6.3	6.3	2.1	0.0	0.0	0.0	0.0
82.5°	40.2	29.6	16.9	4.2	2.1	2.1	0.0	0.0	0.0	0.0	0.0
85°	25.4	12.7	6.3	2.1	0.0	0.0	0.0	0.0	0.0	0.0	0.0
87.5°	10.6	4.2	2.1	0.0	0.0	0.0	0.0	0.0	0.0	0.0	0.0
90°	0.0	0.0	0.0	0.0	0.0	0.0	0.0	0.0	0.0	0.0	0.0

Cooper Lighting Solutions Photometric Lab
1121 Highway 74 South
Peachtree City, GA 30269



LM-79-2019: Approved Method: Electrical and Photometric Measurements of Solid-State Lighting Products

Report Prepared for

Cooper Lighting Solutions

McGraw-Edison

Report Number: SP1-2407-184-11

Test Date: 10/11/2024

Luminaire Tested: GSS-SB1A-840-U-5WQ

Data in this report applies to families of products including GSS-SB1A-840-U-5WQ

Test Information

Test Method: LM-79-2019
 Report Number: SP1-2407-184-11
 Test Lab: COOPER LIGHTING SOLUTIONS
 Photometer: SP1 - 76IN SPHERE
 Measurement Geometry: 4π
 Issue Date: 10/15/2024
 Manufacturer: COOPER LIGHTING SOLUTIONS
 Product Line: McGraw-Edison
 Catalog Number: **GSS-SB1A-840-U-5WQ**
 Description: GALLEON II SITE SLIM 1SQ 350MA 5WQ HIGH DENSITY LIGHTSQUARE WITH 80 CRI 4000K CCT 26 LEDS

Spectral Parameters

CCT (K): 3897
 CIE u': 0.2249
 CIE v': 0.5084
 Duv: 0.0039
 CIE x: 0.3882
 CIE y: 0.3900
 CIE z: 0.2218
 Peak Wavelength (nm): 445
 Dominant Wavelength (nm): 577
 Purity: 33.54925
 Rf: 81.8
 Rg: 98.6

CRI (Ra):	80.2		
R1:	78.9	R9:	6.7
R2:	83.5	R10:	61.9
R3:	88.3	R11:	81.9
R4:	82.1	R12:	58.9
R5:	78.8	R13:	79.2
R6:	78.4	R14:	93.2
R7:	85.8	R15:	71.9
R8:	65.8		



Test Conditions

Stabilization Time: 24M
 Operation Time: 1H 24M
 Sphere Temperature (°C): 25.2

REPORT NUMBER: SP1-2407-184-11

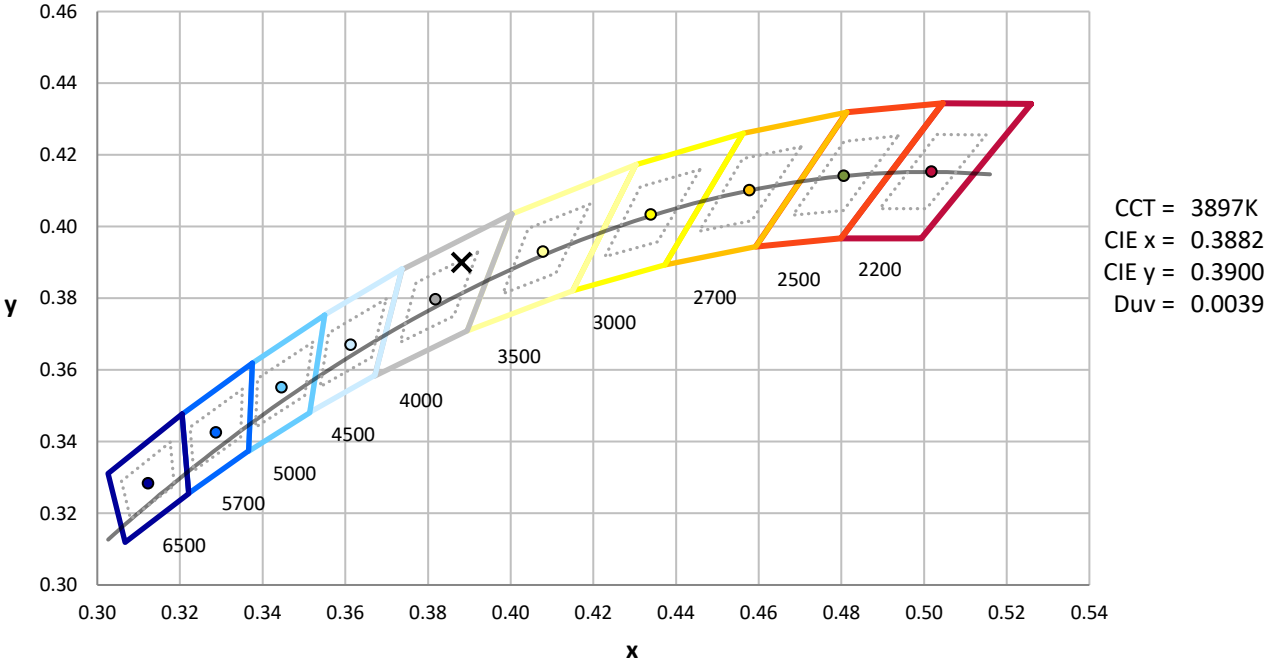
Measurement and Test Equipment			
Instrument	Identification Number	Calibration Date	Calibration Due Date
Photometer	IN0058	6/18/2024	12/18/2024
Power Meter	INXT2011004	2/8/2024	2/8/2025
AC Power Source	IN0063	10/24/2023	10/24/2024
DC Power Source	IN0208	10/24/2023	10/24/2024
Sphere Thermometer	IN0085	10/24/2023	10/24/2024
Room Thermometer	IN0046	10/24/2023	10/24/2024

REPORT NUMBER: SP1-2407-184-11

CIE 1931 Chromaticity Diagram



CIE 1931 Chromaticity Diagram with 2017 ANSI 7-Step and 4-Step Quadrangles

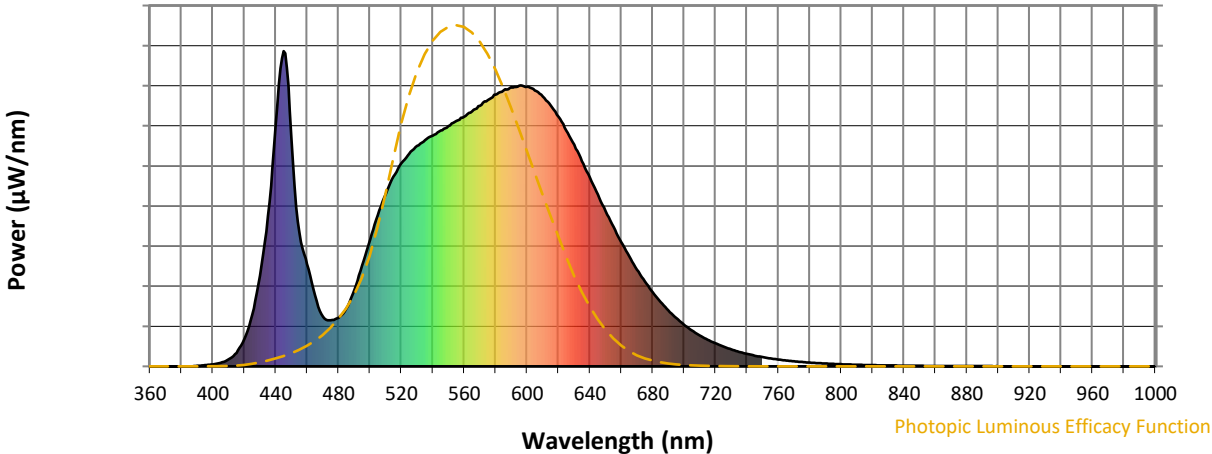


CCT = 3897K
 CIE x = 0.3882
 CIE y = 0.3900
 Duv = 0.0039

Point lies inside the ANSI 4000K 4-step quadrangle

REPORT NUMBER: SP1-2407-184-11

Photopic Flux vs. Wavelength



Photopic Lumens: NR

λ (nm)	Power W [^] /nm	Lumens (ϕ /nm)	λ (nm)	Power W [^] /nm	Lumens (ϕ /nm)	λ (nm)	Power W [^] /nm	Lumens (ϕ /nm)	λ (nm)	Power W [^] /nm	Lumens (ϕ /nm)	λ (nm)	Power W [^] /nm	Lumens (ϕ /nm)
360	0	NR	490	242	NR	620	792	NR	750	29	NR	880	1	NR
365	0	NR	495	320	NR	625	748	NR	755	25	NR	885	1	NR
370	0	NR	500	401	NR	630	703	NR	760	22	NR	890	1	NR
375	0	NR	505	479	NR	635	651	NR	765	19	NR	895	1	NR
380	0	NR	510	546	NR	640	599	NR	770	16	NR	900	1	NR
385	0	NR	515	602	NR	645	545	NR	775	14	NR	905	0	NR
390	2	NR	520	645	NR	650	493	NR	780	12	NR	910	0	NR
395	4	NR	525	674	NR	655	443	NR	785	10	NR	915	0	NR
400	6	NR	530	699	NR	660	394	NR	790	9	NR	920	0	NR
405	11	NR	535	718	NR	665	349	NR	795	8	NR	925	0	NR
410	22	NR	540	732	NR	670	307	NR	800	7	NR	930	0	NR
415	43	NR	545	749	NR	675	269	NR	805	6	NR	935	0	NR
420	86	NR	550	762	NR	680	235	NR	810	5	NR	940	0	NR
425	164	NR	555	778	NR	685	204	NR	815	5	NR	945	0	NR
430	288	NR	560	792	NR	690	178	NR	820	4	NR	950	0	NR
435	478	NR	565	809	NR	695	153	NR	825	3	NR	955	0	NR
440	766	NR	570	827	NR	700	132	NR	830	3	NR	960	0	NR
445	1000	NR	575	845	NR	705	114	NR	835	3	NR	965	0	NR
450	726	NR	580	862	NR	710	98	NR	840	2	NR	970	0	NR
455	425	NR	585	875	NR	715	84	NR	845	2	NR	975	0	NR
460	324	NR	590	887	NR	720	73	NR	850	2	NR	980	0	NR
465	225	NR	595	890	NR	725	63	NR	855	1	NR	985	0	NR
470	157	NR	600	887	NR	730	54	NR	860	1	NR	990	0	NR
475	147	NR	605	875	NR	735	46	NR	865	1	NR	995	0	NR
480	154	NR	610	856	NR	740	40	NR	870	1	NR	1000	0	NR
485	184	NR	615	828	NR	745	34	NR	875	1	NR			

REPORT NUMBER: SP1-2407-184-11

Scotopic Flux vs. Wavelength



Scotopic Lumens: NR

S/P: 1.57

λ (nm)	Power W [^] /nm	Lumens (ϕ /nm)	λ (nm)	Power W [^] /nm	Lumens (ϕ /nm)	λ (nm)	Power W [^] /nm	Lumens (ϕ /nm)	λ (nm)	Power W [^] /nm	Lumens (ϕ /nm)	λ (nm)	Power W [^] /nm	Lumens (ϕ /nm)
360	0	NR	490	242	NR	620	792	NR	750	29	NR	880	1	NR
365	0	NR	495	320	NR	625	748	NR	755	25	NR	885	1	NR
370	0	NR	500	401	NR	630	703	NR	760	22	NR	890	1	NR
375	0	NR	505	479	NR	635	651	NR	765	19	NR	895	1	NR
380	0	NR	510	546	NR	640	599	NR	770	16	NR	900	1	NR
385	0	NR	515	602	NR	645	545	NR	775	14	NR	905	0	NR
390	2	NR	520	645	NR	650	493	NR	780	12	NR	910	0	NR
395	4	NR	525	674	NR	655	443	NR	785	10	NR	915	0	NR
400	6	NR	530	699	NR	660	394	NR	790	9	NR	920	0	NR
405	11	NR	535	718	NR	665	349	NR	795	8	NR	925	0	NR
410	22	NR	540	732	NR	670	307	NR	800	7	NR	930	0	NR
415	43	NR	545	749	NR	675	269	NR	805	6	NR	935	0	NR
420	86	NR	550	762	NR	680	235	NR	810	5	NR	940	0	NR
425	164	NR	555	778	NR	685	204	NR	815	5	NR	945	0	NR
430	288	NR	560	792	NR	690	178	NR	820	4	NR	950	0	NR
435	478	NR	565	809	NR	695	153	NR	825	3	NR	955	0	NR
440	766	NR	570	827	NR	700	132	NR	830	3	NR	960	0	NR
445	1000	NR	575	845	NR	705	114	NR	835	3	NR	965	0	NR
450	726	NR	580	862	NR	710	98	NR	840	2	NR	970	0	NR
455	425	NR	585	875	NR	715	84	NR	845	2	NR	975	0	NR
460	324	NR	590	887	NR	720	73	NR	850	2	NR	980	0	NR
465	225	NR	595	890	NR	725	63	NR	855	1	NR	985	0	NR
470	157	NR	600	887	NR	730	54	NR	860	1	NR	990	0	NR
475	147	NR	605	875	NR	735	46	NR	865	1	NR	995	0	NR
480	154	NR	610	856	NR	740	40	NR	870	1	NR	1000	0	NR
485	184	NR	615	828	NR	745	34	NR	875	1	NR			

REPORT NUMBER: SP1-2407-184-11

Melanopic Flux vs. Wavelength



Melanopic Lumens: NR

M/P: 3.06

λ (nm)	Power W [^] /nm	Lumens (φ/nm)	λ (nm)	Power W [^] /nm	Lumens (φ/nm)	λ (nm)	Power W [^] /nm	Lumens (φ/nm)	λ (nm)	Power W [^] /nm	Lumens (φ/nm)	λ (nm)	Power W [^] /nm	Lumens (φ/nm)
360	0	NR	490	242	NR	620	792	NR	750	29	NR	880	1	NR
365	0	NR	495	320	NR	625	748	NR	755	25	NR	885	1	NR
370	0	NR	500	401	NR	630	703	NR	760	22	NR	890	1	NR
375	0	NR	505	479	NR	635	651	NR	765	19	NR	895	1	NR
380	0	NR	510	546	NR	640	599	NR	770	16	NR	900	1	NR
385	0	NR	515	602	NR	645	545	NR	775	14	NR	905	0	NR
390	2	NR	520	645	NR	650	493	NR	780	12	NR	910	0	NR
395	4	NR	525	674	NR	655	443	NR	785	10	NR	915	0	NR
400	6	NR	530	699	NR	660	394	NR	790	9	NR	920	0	NR
405	11	NR	535	718	NR	665	349	NR	795	8	NR	925	0	NR
410	22	NR	540	732	NR	670	307	NR	800	7	NR	930	0	NR
415	43	NR	545	749	NR	675	269	NR	805	6	NR	935	0	NR
420	86	NR	550	762	NR	680	235	NR	810	5	NR	940	0	NR
425	164	NR	555	778	NR	685	204	NR	815	5	NR	945	0	NR
430	288	NR	560	792	NR	690	178	NR	820	4	NR	950	0	NR
435	478	NR	565	809	NR	695	153	NR	825	3	NR	955	0	NR
440	766	NR	570	827	NR	700	132	NR	830	3	NR	960	0	NR
445	1000	NR	575	845	NR	705	114	NR	835	3	NR	965	0	NR
450	726	NR	580	862	NR	710	98	NR	840	2	NR	970	0	NR
455	425	NR	585	875	NR	715	84	NR	845	2	NR	975	0	NR
460	324	NR	590	887	NR	720	73	NR	850	2	NR	980	0	NR
465	225	NR	595	890	NR	725	63	NR	855	1	NR	985	0	NR
470	157	NR	600	887	NR	730	54	NR	860	1	NR	990	0	NR
475	147	NR	605	875	NR	735	46	NR	865	1	NR	995	0	NR
480	154	NR	610	856	NR	740	40	NR	870	1	NR	1000	0	NR
485	184	NR	615	828	NR	745	34	NR	875	1	NR			

Summary

$R_f = 81.8$
 $R_g = 98.6$
 CIE $R_a = 80.2$
 $R_9 = 6.7$



Color Vector Graphics



Individual Sample Fidelity Index ($R_{f,i}$)

CES01 = 85	CES26 = 73	CES51 = 93	CES76 = 66
CES02 = 61	CES27 = 91	CES52 = 93	CES77 = 80
CES03 = 31	CES28 = 87	CES53 = 83	CES78 = 66
CES04 = 69	CES29 = 71	CES54 = 89	CES79 = 88
CES05 = 48	CES30 = 77	CES55 = 88	CES80 = 85
CES06 = 50	CES31 = 74	CES56 = 80	CES81 = 83
CES07 = 41	CES32 = 70	CES57 = 79	CES82 = 93
CES08 = 40	CES33 = 77	CES58 = 80	CES83 = 91
CES09 = 29	CES34 = 79	CES59 = 92	CES84 = 91
CES10 = 74	CES35 = 88	CES60 = 95	CES85 = 84
CES11 = 57	CES36 = 98	CES61 = 91	CES86 = 78
CES12 = 63	CES37 = 85	CES62 = 90	CES87 = 84
CES13 = 42	CES38 = 85	CES63 = 81	CES88 = 85
CES14 = 74	CES39 = 95	CES64 = 81	CES89 = 78
CES15 = 71	CES40 = 90	CES65 = 76	CES90 = 84
CES16 = 47	CES41 = 90	CES66 = 78	CES91 = 85
CES17 = 49	CES42 = 84	CES67 = 76	CES92 = 71
CES18 = 56	CES43 = 81	CES68 = 80	CES93 = 84
CES19 = 71	CES44 = 99	CES69 = 86	CES94 = 65
CES20 = 65	CES45 = 87	CES70 = 73	CES95 = 77
CES21 = 86	CES46 = 85	CES71 = 70	CES96 = 83
CES22 = 78	CES47 = 84	CES72 = 90	CES97 = 87
CES23 = 91	CES48 = 79	CES73 = 65	CES98 = 81
CES24 = 90	CES49 = 84	CES74 = 98	CES99 = 75
CES25 = 71	CES50 = 91	CES75 = 68	



Color Rendition by Hue-Angle Bin



Measure Comparisons



(END OF REPORT)